▲ TYPICAL DETAILS

VITRADUAL CASSETTE

Recess Joints

A1
A1 rated to
BS EN 13501-01

A1 NON-COMBUSTIBLE
BS EN 13501-01

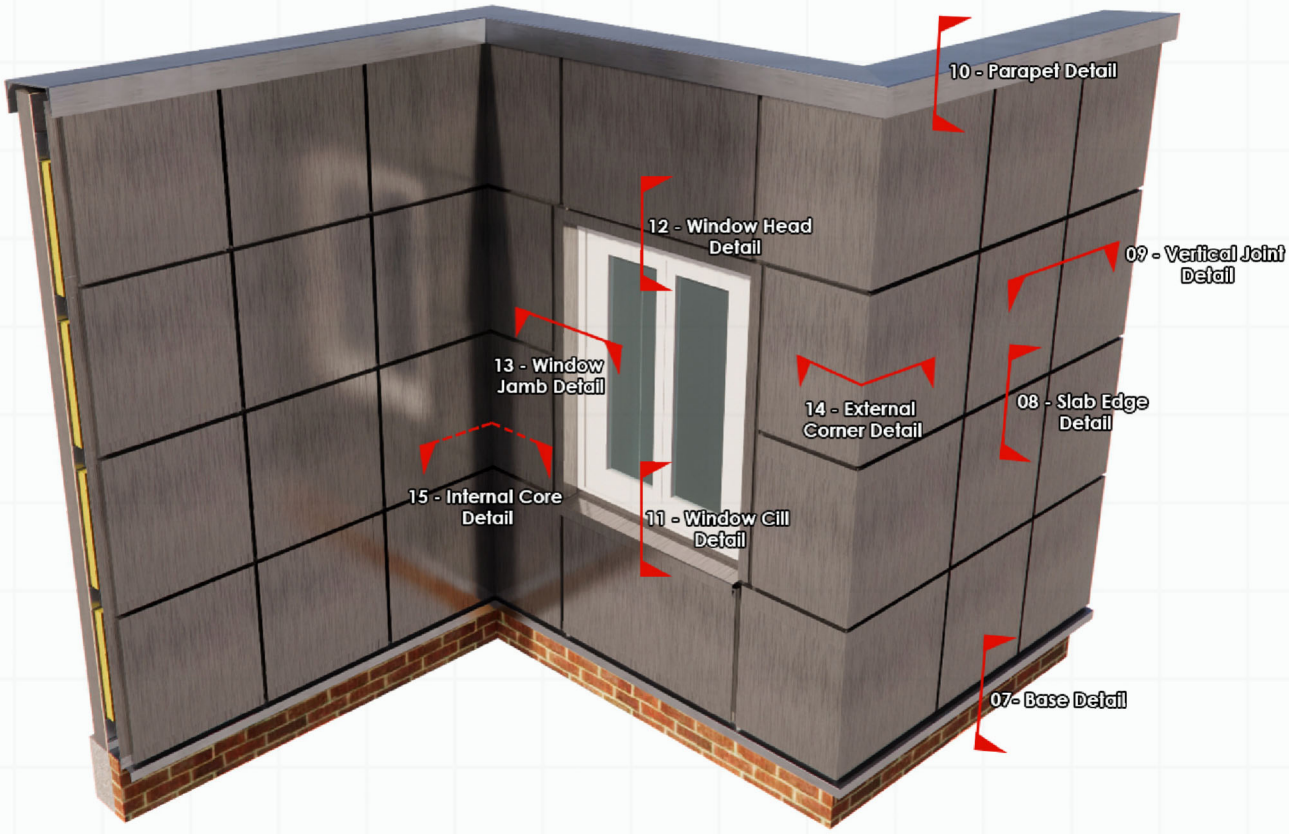

INDICATIVE ASSEMBLY · NOT TO SCALE

DETAIL KEY

07	Base Detail	10	Parapet Detail	13	Window Jamb Detail
08	Slab Edge Detail	11	Window Cill Detail	14	External Corner Detail
09	Vertical Joint Detail	12	Window Head Detail	15	Internal Core Detail

DRAWING TITLE	SCALE @ A4	DRAWING DATE	DRAWN BY
VitraDual Cassette Recess Joints - 3D Visual	NTS	AUG 2026	RY

DISCLAIMER
These details are limited to the generalised design specification for the products shown and are intended for use by a technically skilled person only - any use of the same is at their own discretion and risk.

Drawing file: VITRADUAL CASSETTE RECESS JOINT DRGS.dwg

VALCAN LTD
Dunball House, Unit N Woodlands Court Business Park,
Bridgwater, Somerset, TA6 4FJ
tel: 01278 428 245 · email: enquiries@valcan.co.uk

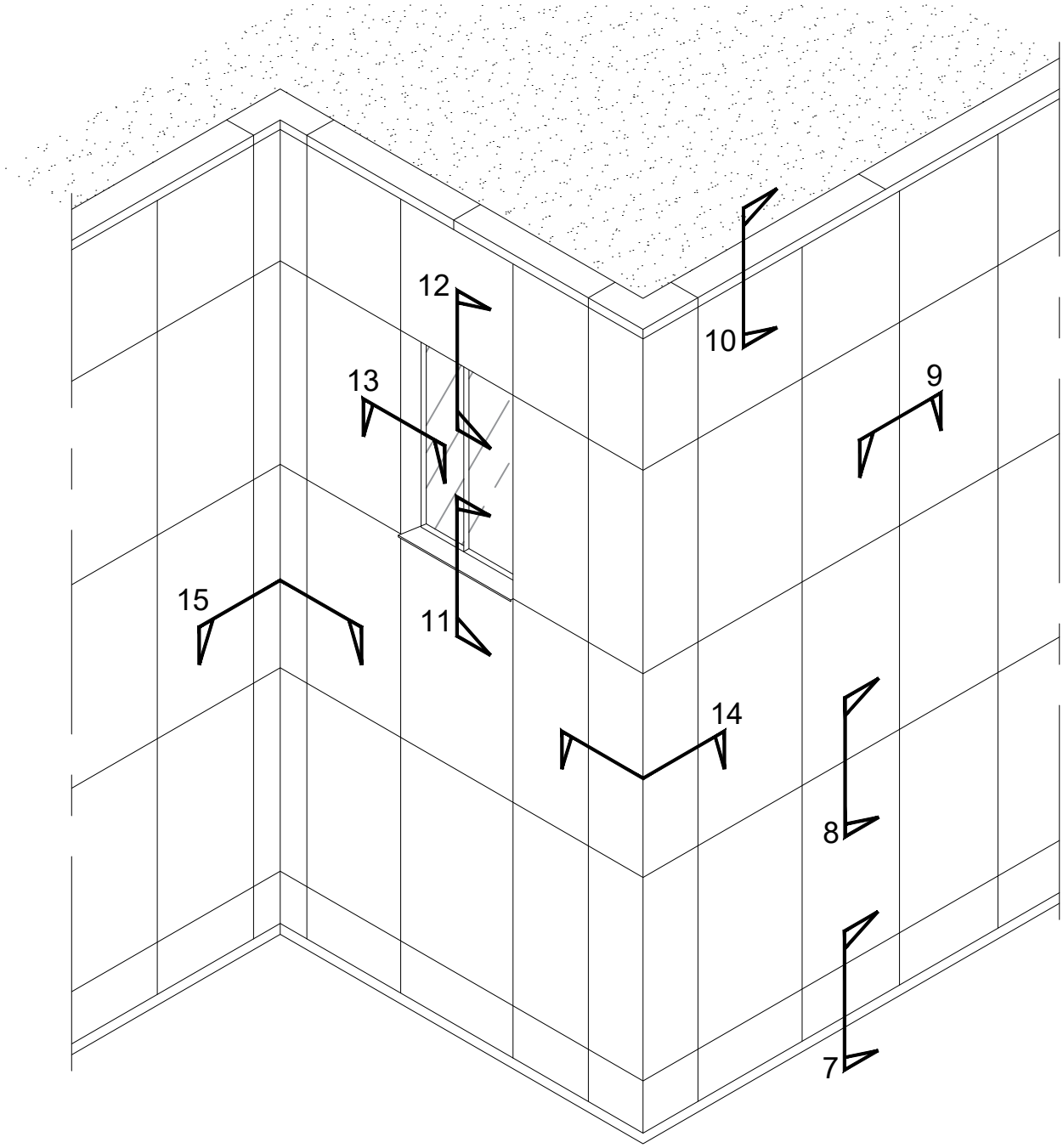

VALCAN
PART OF THE FAIRVIEW GROUP
Dunball House, Unit N Woodlands
Court Business Park Bridgwater,
Somerset, TA6 4FJ
tel: 0844 800 7131
email: enquiries@valcan.co.uk

SYSTEM/PRODUCT
VITRADUAL CASSETTE recess joints

DRG TITLE
DETAIL KEY

THESE DETAILS ARE LIMITED TO THE GENERALISED DESIGN SPECIFICATION FOR THE PRODUCTS SHOWN AND ARE INTENDED FOR USE BY A TECHNICALLY SKILLED PERSON ONLY - ANY USE OF THE SAME IS AT THEIR OWN DISCRETION AND RISK.

DRAWING NUMBER:	REVISION:
VCR-01	P1

SCALE @ A4:	DRAWN BY:	DRAWING DATE:
NTS	RY	JUN 2026

Drawing File: VITRADUAL CASSETTE RECESS JOINT DRGS.dwg

ALUMINIUM & STAINLESS STEEL BRACKETS

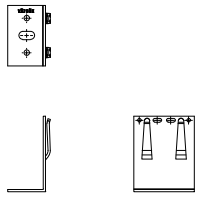

VF100SB
100 SINGLE BRACKET

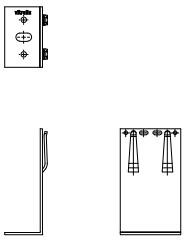

VF140SB
140 SINGLE BRACKET

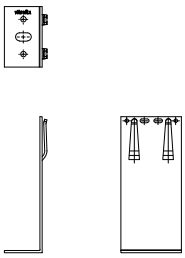

VF180SB
180 SINGLE BRACKET

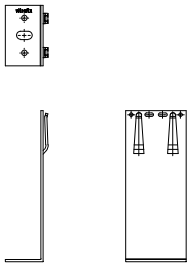

VF200SB
200 SINGLE BRACKET

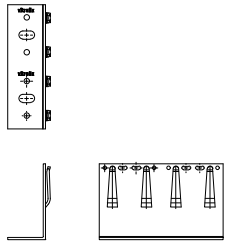

VF100DB
100 DOUBLE BRACKET

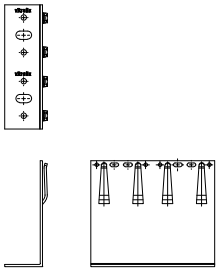

VF140DB
140 DOUBLE BRACKET

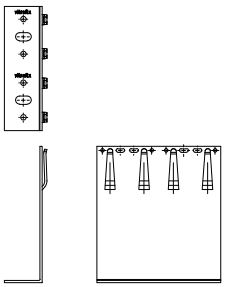

VF180DB
180 DOUBLE BRACKET

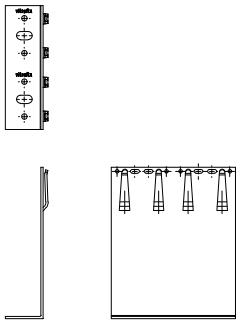

VF200DB
200 DOUBLE BRACKET

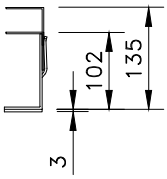

100 BRACKET

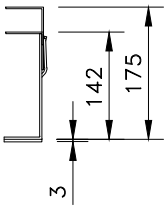

140 BRACKET

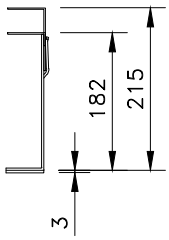

180 BRACKET

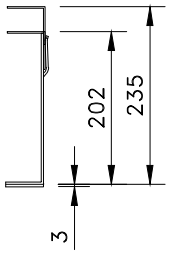

200 BRACKET

ALUMINIUM AND STAINLESS STEEL VARIANTS AVAILABLE OF EACH COMPONENT

3mm PVC
Isolation Pad

3mm PVC
Isolation Pad

VF1-L RAIL

VF2U9015

VF2U17415

VFSD4.825/A4

VFSD5.538/A4

VF1-T RAIL

VF2TH8415

VF2TH16815

RIVET VFR4

VALCAN
PART OF THE FAIRVIEW GROUP
Dunball House, Unit N Woodlands
Court Business Park Bridgwater,
Somerset, TA6 4FJ
tel: 0844 800 7131
email: enquiries@valcan.co.uk

SYSTEM/PRODUCT
VITRADUAL CASSETTE recess joints

DRG TITLE
VITRAFIX
STD COMPONENTS

THESE DETAILS ARE LIMITED TO THE GENERALISED DESIGN SPECIFICATION FOR THE PRODUCTS SHOWN AND ARE INTENDED FOR USE BY A TECHNICALLY SKILLED PERSON ONLY - ANY USE OF THE SAME IS AT THEIR OWN DISCRETION AND RISK.

DRAWING NUMBER:	REVISION:
VCR-02	P1

SCALE @ A4:	DRAWN BY:	DRAWING DATE:
1:10	RY	JUN 2026

Drawing File: VITRADUAL CASSETTE RECESS JOINT DRGS.dwg

CARBON STEEL MAGNELIS BRACKETS

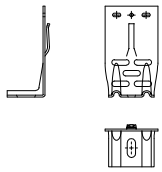

VFM120SB
120 SINGLE BRACKET

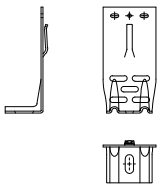

VFM140SB
140 SINGLE BRACKET

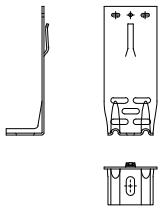

VFM170SB
170 SINGLE BRACKET

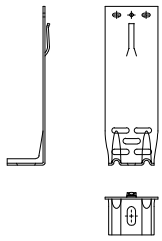

VFM210SB
210 SINGLE BRACKET

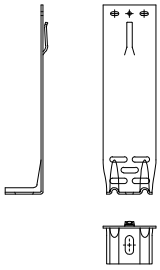

VFM250SB
250 SINGLE BRACKET

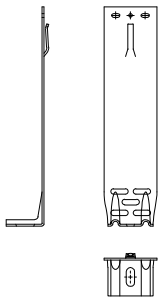

VFM290SB
290 SINGLE BRACKET

STEEL PROFILES

VFM6410

VFM6510

VFM6415

VFM6515

VFM10615

VFM-OMEGA 1

VFM-C PROFILE 15

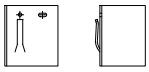

VFM-ADAPTOR

VFM6425

VFM6525

VFM10625

VFM61125

VFM-C PROFILE 25

ALUMINIUM PROFILES

VALCAN L/K1

VALCAN T1

VALCAN T2

VALCAN T3

VALCAN T4

VF2U9015

VF2U17415

VF2TH8415

VF2TH16815

PVC ISOLATION PADS

3mm PVC Isolation Pad
VMF70

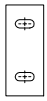

3mm PVC Isolation Pad
VMF130

3mm PVC Isolation Pad
VMF160

3mm PVC Isolation Pad
VMF190

VALCAN
PART OF THE FAIRVIEW GROUP
Dunball House, Unit N Woodlands
Court Business Park Bridgwater,
Somerset, TA6 4FJ
tel: 0844 800 7131
email: enquiries@valcan.co.uk

SYSTEM/PRODUCT
VITRADUAL CASSETTE recess joints

DRG TITLE
VITRAFIX
STD COMPONENTS

THESE DETAILS ARE LIMITED TO THE GENERALISED DESIGN SPECIFICATION FOR THE PRODUCTS SHOWN AND ARE INTENDED FOR USE BY A TECHNICALLY SKILLED PERSON ONLY - ANY USE OF THE SAME IS AT THEIR OWN DISCRETION AND RISK.

DRAWING NUMBER:	REVISION:
VCR-03	P1

SCALE @ A4:	DRAWN BY:	DRAWING DATE:
1:10	RY	JUN 2026

Drawing File: VITRADUAL CASSETTE RECESS JOINT DRGS.dwg

CARBON STEEL MAGNELIS BRACKETS

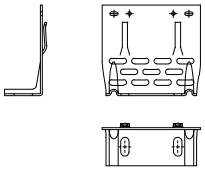

VFM130/120DB
130/120 DOUBLE BRACKET

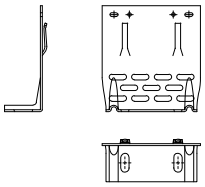

VFM130/140DB
130/140 DOUBLE BRACKET

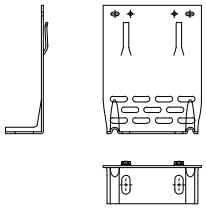

VFM130/170DB
130/170 DOUBLE BRACKET

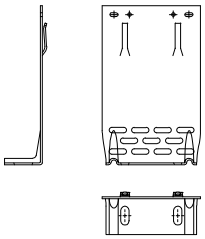

VFM130/210DB
130/210 DOUBLE BRACKET

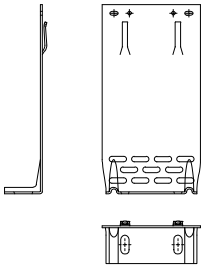

VFM130/250DB
130/250 DOUBLE BRACKET

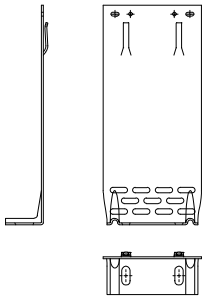

VFM130/290DB
130/290 DOUBLE BRACKET

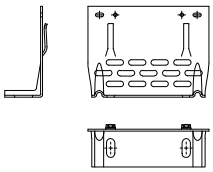

VFM160/120DB
160/120 DOUBLE BRACKET

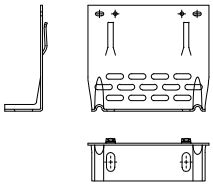

VFM160/140DB
160/140 DOUBLE BRACKET

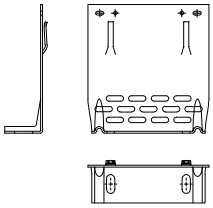

VFM160/170DB
160/170 DOUBLE BRACKET

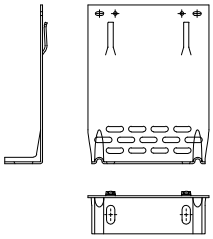

VFM160/210DB
160/210 DOUBLE BRACKET

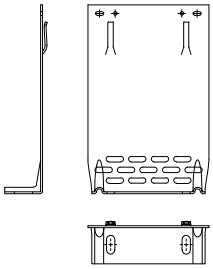

VFM160/250DB
160/250 DOUBLE BRACKET

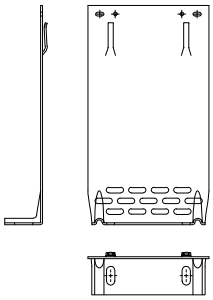

VFM160/290DB
160/290 DOUBLE BRACKET

SEE VCR-03 FOR PROFILE SECTIONS

VALCAN
PART OF THE FAIRVIEW GROUP
Dunball House, Unit N Woodlands
Court Business Park Bridgwater,
Somerset, TA6 4FJ
tel: 0844 800 7131
email: enquiries@valcan.co.uk

SYSTEM/PRODUCT
VITRADUAL CASSETTE recess joints

DRG TITLE
VITRAFIX
STD COMPONENTS

THESE DETAILS ARE LIMITED TO THE GENERALISED DESIGN SPECIFICATION FOR THE PRODUCTS SHOWN AND ARE INTENDED FOR USE BY A TECHNICALLY SKILLED PERSON ONLY - ANY USE OF THE SAME IS AT THEIR OWN DISCRETION AND RISK.

DRAWING NUMBER:	REVISION:
VCR-04	P1

SCALE @ A4:	DRAWN BY:	DRAWING DATE:
1:10	RY	JUN 2026

Drawing File: VITRADUAL CASSETTE RECESS JOINT DRGS.dwg

CARBON STEEL MAGNELIS BRACKETS

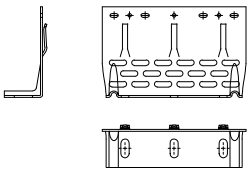 VFM120TB 120 TRIPLE BRACKET	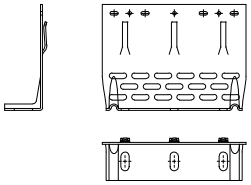 VFM140DTB 140 TRIPLE BRACKET	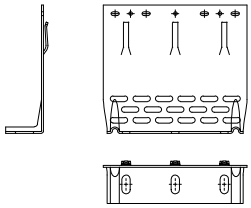 VFM170TB 170 TRIPLE BRACKET
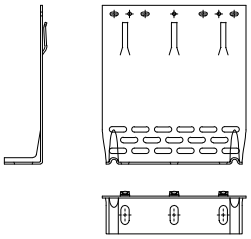 VFM210TB 210 TRIPLE BRACKET	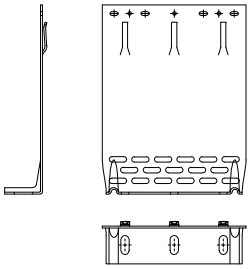 VFM250TB 250 TRIPLE BRACKET	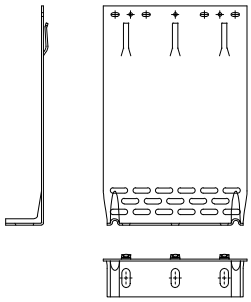 VFM290TB 290 TRIPLE BRACKET

SEE VCR-03 FOR PROFILE SECTIONS

VALCAN
PART OF THE FAIRVIEW GROUP
Dunball House, Unit N Woodlands
Court Business Park Bridgwater,
Somerset, TA6 4FJ
tel: 0844 800 7131
email: enquiries@valcan.co.uk

SYSTEM/PRODUCT
VITRADUAL CASSETTE recess joints

DRG TITLE
VITRAFIX
STD COMPONENTS

THESE DETAILS ARE LIMITED TO THE GENERALISED DESIGN SPECIFICATION FOR THE PRODUCTS SHOWN AND ARE INTENDED FOR USE BY A TECHNICALLY SKILLED PERSON ONLY - ANY USE OF THE SAME IS AT THEIR OWN DISCRETION AND RISK.

DRAWING NUMBER:	REVISION:
VCR-05	P1

SCALE @ A4:	DRAWN BY:	DRAWING DATE:
1:10	RY	JUN 2026

Drawing File: VITRADUAL CASSETTE RECESS JOINT DRGS.dwg

TYPICAL LAYOUT



TYPICAL PROFILES

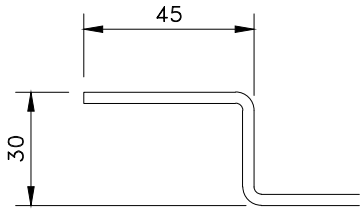

UNDERLAP

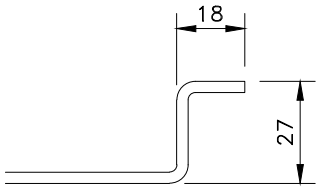

OVERLAP

PANEL TYPES

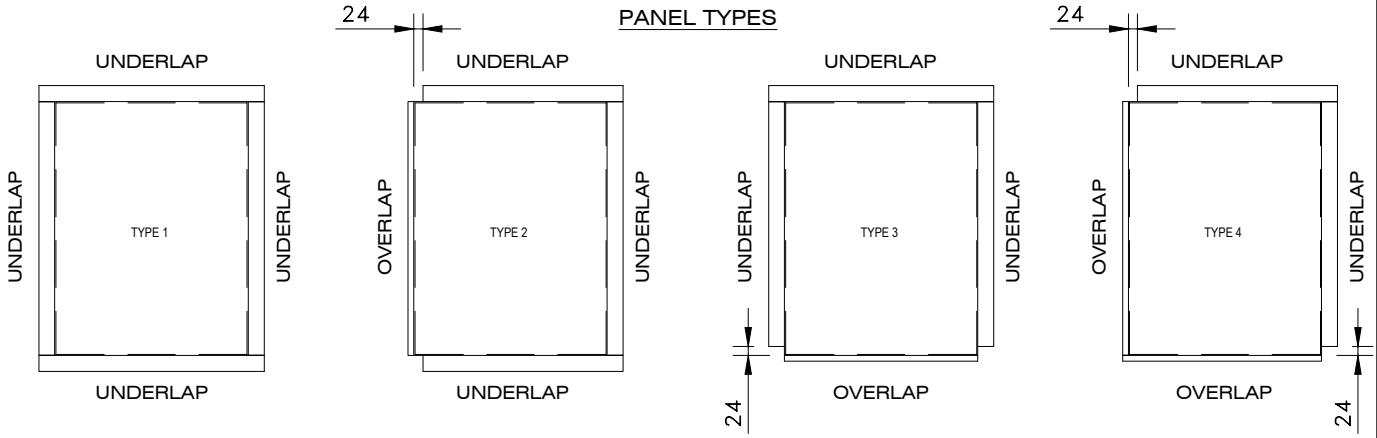

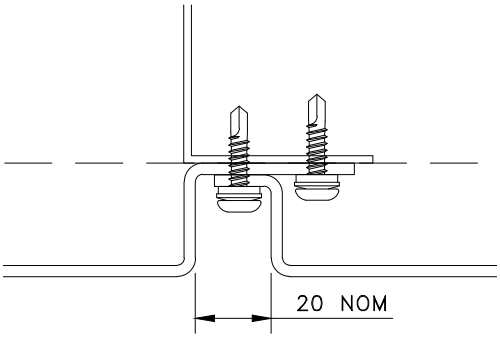

VERTICAL JOINT

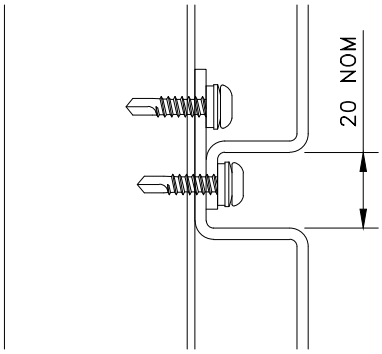

HORIZONTAL JOINT

SUPPORT RAIL LENGTHS/JOINTS NEED TO TAKE INTO ACCOUNT RAIL THERMAL EXPANSION, MOVEMENT JOINTS AND BUILDING STRUCTURAL DEFLECTION

VALCAN
PART OF THE FAIRVIEW GROUP
Dunball House, Unit N Woodlands Court Business Park Bridgwater, Somerset, TA6 4FJ
tel: 0844 800 7131
email: enquiries@valcan.co.uk

SYSTEM/PRODUCT
VITRADUAL CASSETTE recess joints

DRG TITLE
PANEL FIXING SPECIFICATION

THESE DETAILS ARE LIMITED TO THE GENERALISED DESIGN SPECIFICATION FOR THE PRODUCTS SHOWN AND ARE INTENDED FOR USE BY A TECHNICALLY SKILLED PERSON ONLY - ANY USE OF THE SAME IS AT THEIR OWN DISCRETION AND RISK.

DRAWING NUMBER:	REVISION:
VCR-06	P1

SCALE @ A4:	DRAWN BY:	DRAWING DATE:
1:20, 1:5 & 1:2	RY	JUN 2026

Drawing File: VITRADUAL CASSETTE RECESS JOINT DRGS.dwg

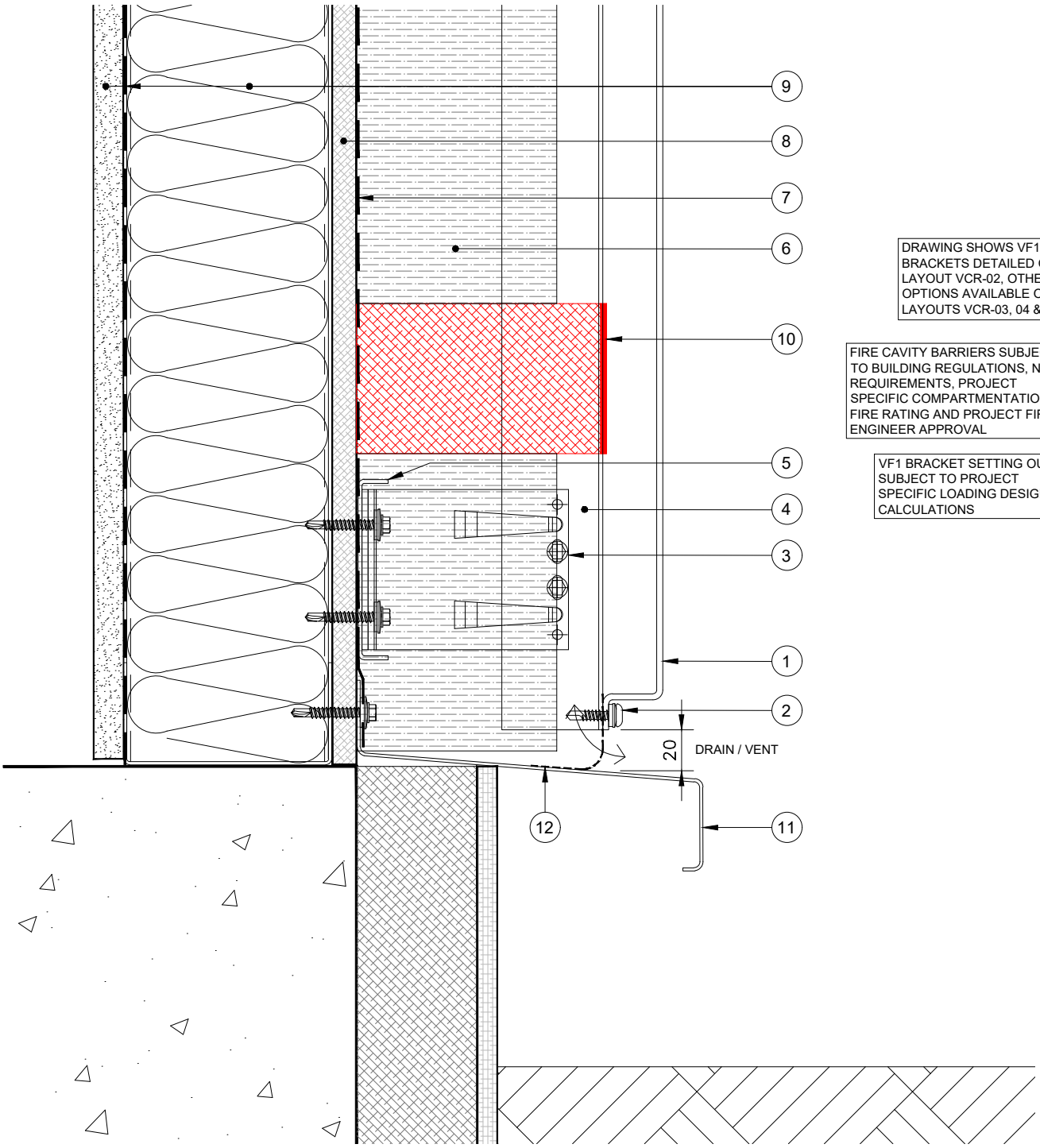

DRAWING SHOWS VF1 BRACKETS DETAILED ON LAYOUT VCR-02, OTHER OPTIONS AVAILABLE ON LAYOUTS VCR-03, 04 & 05

FIRE CAVITY BARRIERS SUBJECT TO BUILDING REGULATIONS, NHBC REQUIREMENTS, PROJECT SPECIFIC COMPARTMENTATION, FIRE RATING AND PROJECT FIRE ENGINEER APPROVAL

VF1 BRACKET SETTING OUT SUBJECT TO PROJECT SPECIFIC LOADING DESIGN CALCULATIONS

1. 2 or 3mm thk Vitradual panel
2. Vitrafix fixing (coloured to match panel)
3. Vitrafix VF1 aluminium helping hand bracket with separate thermal isolation pad (bracket size is project dependant)
4. VF1 vertical L or T rail
5. VF2 Channel or top hat if required
6. Insulation (project dependant)
7. Breather membrane (project dependant)
8. Sheathing board (project dependant)
9. Substrate, additional insulation, vapour barrier and internal finishes (project dependant)
10. Fire cavity barrier (project dependant)
11. Drip cill (project dependant)
12. Insect mesh
13. Aluminium coping
14. Waterproofing membrane
15. Optional window check flashing
16. Aluminium support angle
17. Window head (perforated)
18. Window Jamb

Note: All fixings, insulation, flashings, copings and membranes shown are for guidance only and need to be determined for each individual project

VALCAN
PART OF THE FAIRVIEW GROUP
Dunball House, Unit N Woodlands Court Business Park Bridgwater, Somerset, TA6 4FJ
tel: 0844 800 7131
email: enquiries@valcan.co.uk

SYSTEM/PRODUCT
VITRADUAL CASSETTE recess joints

DRG TITLE
BASE DETAIL

THESE DETAILS ARE LIMITED TO THE GENERALISED DESIGN SPECIFICATION FOR THE PRODUCTS SHOWN AND ARE INTENDED FOR USE BY A TECHNICALLY SKILLED PERSON ONLY - ANY USE OF THE SAME IS AT THEIR OWN DISCRETION AND RISK.

DRAWING NUMBER:	REVISION:
VCR-07	P1

SCALE @ A4:	DRAWN BY:	DRAWING DATE:
1:3	RY	JUN 2026

Drawing File: VITRADUAL CASSETTE RECESS JOINT DRGS.dwg

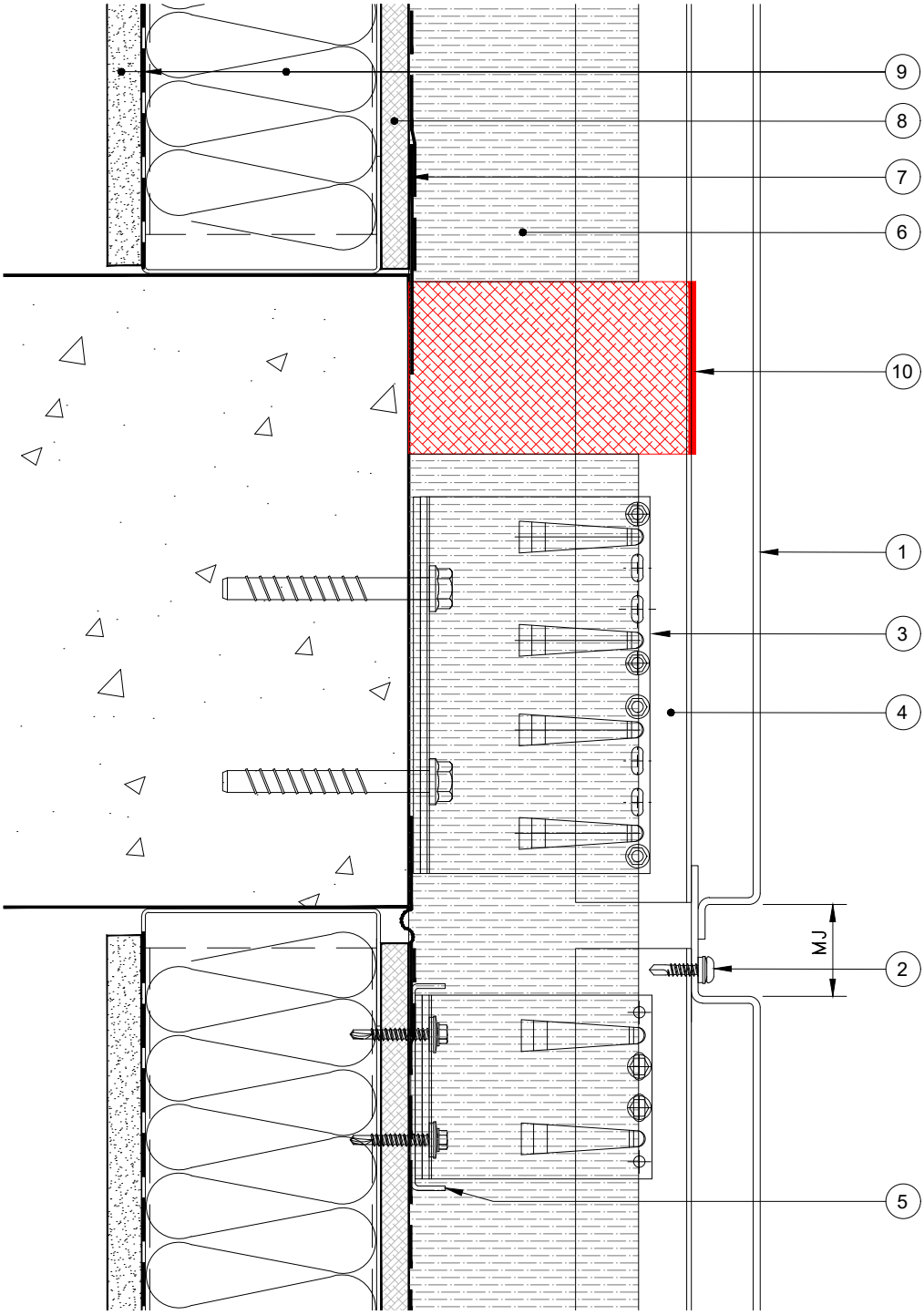

FIRE CAVITY BARRIERS SUBJECT TO BUILDING REGULATIONS, NHBC REQUIREMENTS, PROJECT SPECIFIC COMPARTMENTATION, FIRE RATING AND PROJECT FIRE ENGINEER APPROVAL

VF1 BRACKET SETTING OUT SUBJECT TO PROJECT SPECIFIC LOADING DESIGN CALCULATIONS

DRAWING SHOWS VF1 BRACKETS DETAILED ON LAYOUT VCR-02, OTHER OPTIONS AVAILABLE ON LAYOUTS VCR-03, 04 & 05

PANEL AND SUPPORT RAIL JOINTS TO BE CONSIDERED IN RELATION TO ANY PROJECT DEPENDANT MOVEMENT JOINTS AND STRUCTURAL DEFLECTION ALLOWANCE

1. 2 or 3mm thk Vitradual panel
2. Vitrafix fixing (coloured to match panel)
3. Vitrafix VF1 aluminium helping hand bracket with separate thermal isolation pad (bracket size is project dependant)
4. VF1 vertical L or T rail
5. VF2 Channel or top hat if required
6. Insulation (project dependant)
7. Breather membrane (project dependant)
8. Sheathing board (project dependant)
9. Substrate, additional insulation, vapour barrier and internal finishes (project dependant)
10. Fire cavity barrier (project dependant)
11. Drip cill (project dependant)
12. Insect mesh
13. Aluminium coping
14. Waterproofing membrane
15. Optional window check flashing
16. Aluminium support angle
17. Window head (perforated)
18. Window Jamb

Note: All fixings, insulation, flashings, copings and membranes shown are for guidance only and need to be determined for each individual project

VALCAN
PART OF THE FAIRVIEW GROUP
Dunball House, Unit N Woodlands Court Business Park Bridgwater, Somerset, TA6 4FJ
tel: 0844 800 7131
email: enquiries@valcan.co.uk

SYSTEM/PRODUCT
VITRADUAL CASSETTE recess joints

DRG TITLE
SLAB EDGE DETAIL

THESE DETAILS ARE LIMITED TO THE GENERALISED DESIGN SPECIFICATION FOR THE PRODUCTS SHOWN AND ARE INTENDED FOR USE BY A TECHNICALLY SKILLED PERSON ONLY - ANY USE OF THE SAME IS AT THEIR OWN DISCRETION AND RISK.

DRAWING NUMBER:	REVISION:
VCR-08	P1

SCALE @ A4:	DRAWN BY:	DRAWING DATE:
1:3	RY	JUN 2026

Drawing File: VITRADUAL CASSETTE RECESS JOINT DRGS.dwg

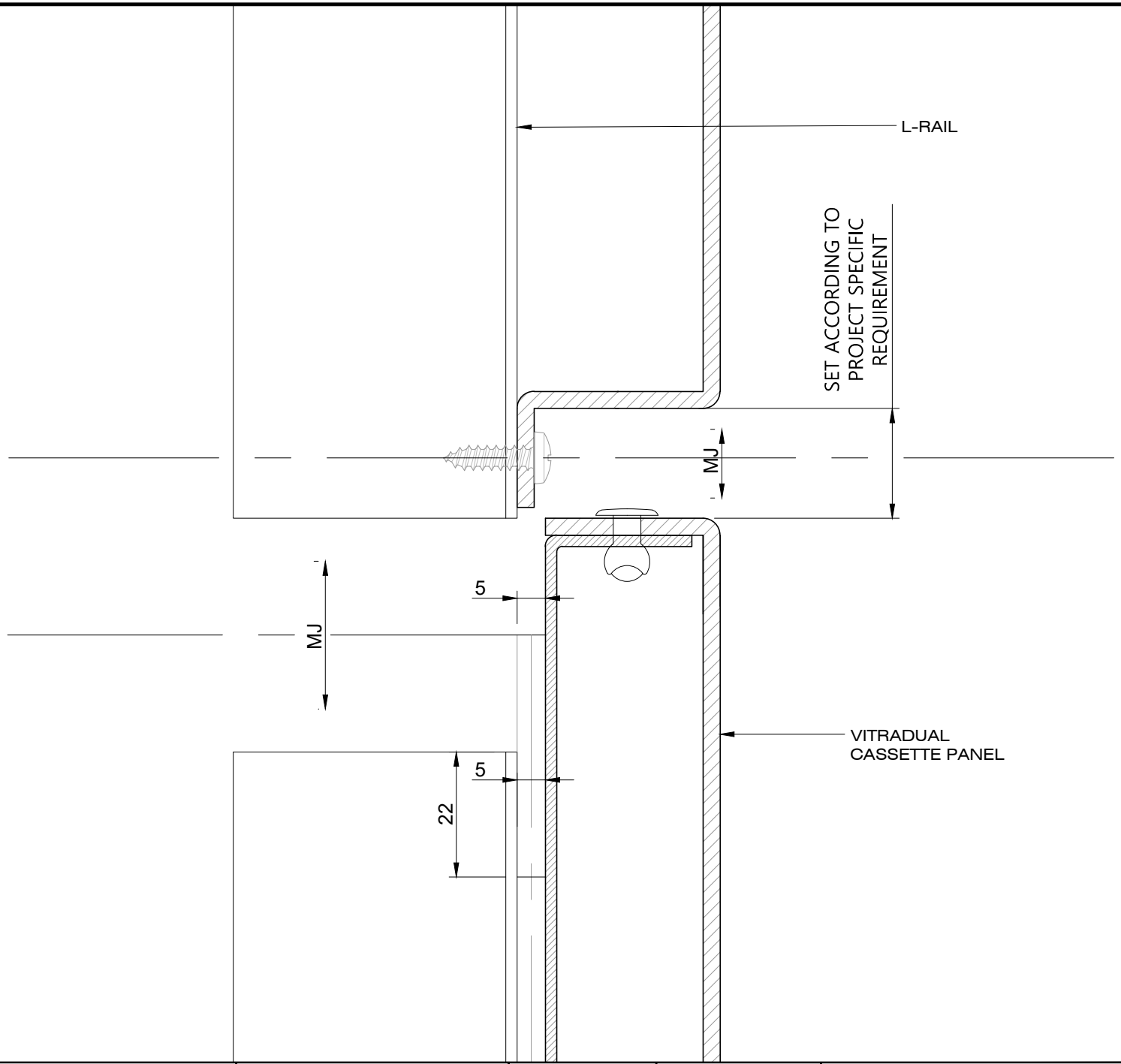

VALCAN
PART OF THE FAIRVIEW GROUP

Fairview Europe Ltd t/a Valcan
Dunball House, Unit N Woodlands Court
Bristol Road, Bridgwater, TA6 4FJ
tel: 0844 800 7131
email: enquiries@valcan.co.uk

THESE DETAILS ARE LIMITED TO THE GENERALISED DESIGN SPECIFICATION FOR THE PRODUCTS SHOWN AND ARE INTENDED FOR USE BY A TECHNICALLY SKILLED PERSON ONLY - ANY USE OF THE SAME IS AT THEIR OWN DISCRETION AND RISK.

FILE NAME:

SCALE: 1 : 4 @ A4

UNLESS OTHERWISE SPECIFIED, DIMENSIONS ARE IN MILLIMETRES
ANGLES ± 0.1°
2PL ± 0.01mm
3PL ± 0.001mm

DRAWN:	BRJ
CHECKED	.
ENG APPR	.
MGR APPR	.

DRAWING TITLE

VITRADUAL CASSETTE PANEL MOVEMENT JOINT DETAIL

DATE	SEPTEMBER 2026
SHEET 1 OF 1	
DRAWING No.	-
REV.	00

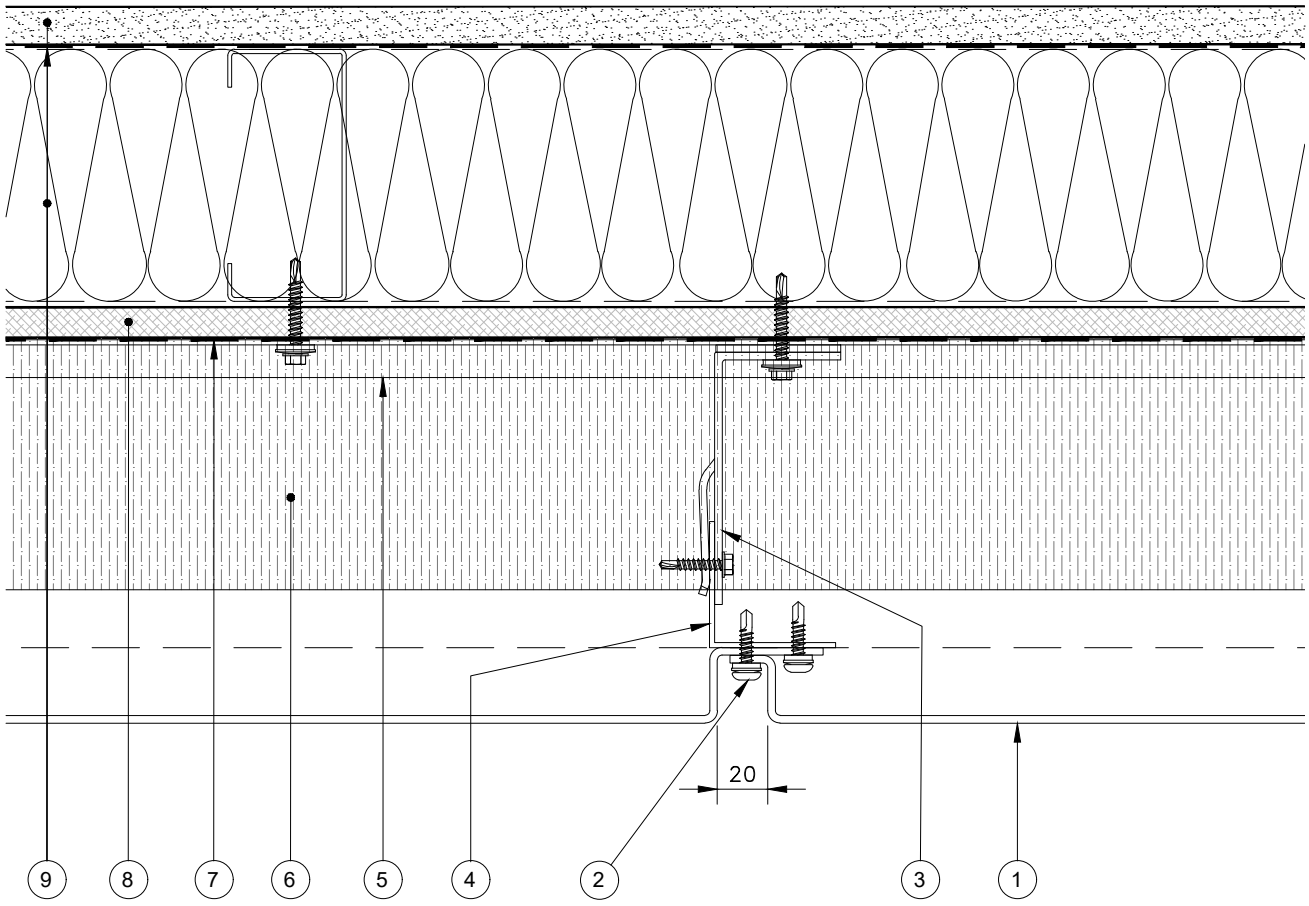

DRAWING SHOWS VF1 BRACKETS DETAILED ON LAYOUT VCR-02, OTHER OPTIONS AVAILABLE ON LAYOUTS VCR-03, 04 & 05

VF1 BRACKET SETTING OUT SUBJECT TO PROJECT SPECIFIC LOADING DESIGN CALCULATIONS

1. 2 or 3mm thk Vitradual panel
2. Vitrafix fixing (coloured to match panel)
3. Vitrafix VF1 aluminium helping hand bracket with separate thermal isolation pad (bracket size is project dependant)
4. VF1 vertical L or T rail
5. VF2 Channel or top hat if required
6. Insulation (project dependant)
7. Breather membrane (project dependant)
8. Sheathing board (project dependant)
9. Substrate, additional insulation, vapour barrier and internal finishes (project dependant)
10. Fire cavity barrier (project dependant)
11. Drip cill (project dependant)
12. Insect mesh
13. Aluminium coping
14. Waterproofing membrane
15. Optional window check flashing
16. Aluminium support angle
17. Window head (perforated)
18. Window Jamb

Note: All fixings, insulation, flashings, copings and membranes shown are for guidance only and need to be determined for each individual project

VALCAN
PART OF THE FAIRVIEW GROUP
Dunball House, Unit N Woodlands Court Business Park Bridgwater, Somerset, TA6 4FJ
tel: 0844 800 7131
email: enquiries@valcan.co.uk

SYSTEM/PRODUCT
VITRADUAL CASSETTE recess joints

DRG TITLE
VERTICAL JOINT DETAIL

THESE DETAILS ARE LIMITED TO THE GENERALISED DESIGN SPECIFICATION FOR THE PRODUCTS SHOWN AND ARE INTENDED FOR USE BY A TECHNICALLY SKILLED PERSON ONLY - ANY USE OF THE SAME IS AT THEIR OWN DISCRETION AND RISK.

DRAWING NUMBER:	REVISION:
VCR-09	P1

SCALE @ A4:	DRAWN BY:	DRAWING DATE:
1:3	RY	JUN 2026

Drawing File: VITRADUAL CASSETTE RECESS JOINT DRGS.dwg

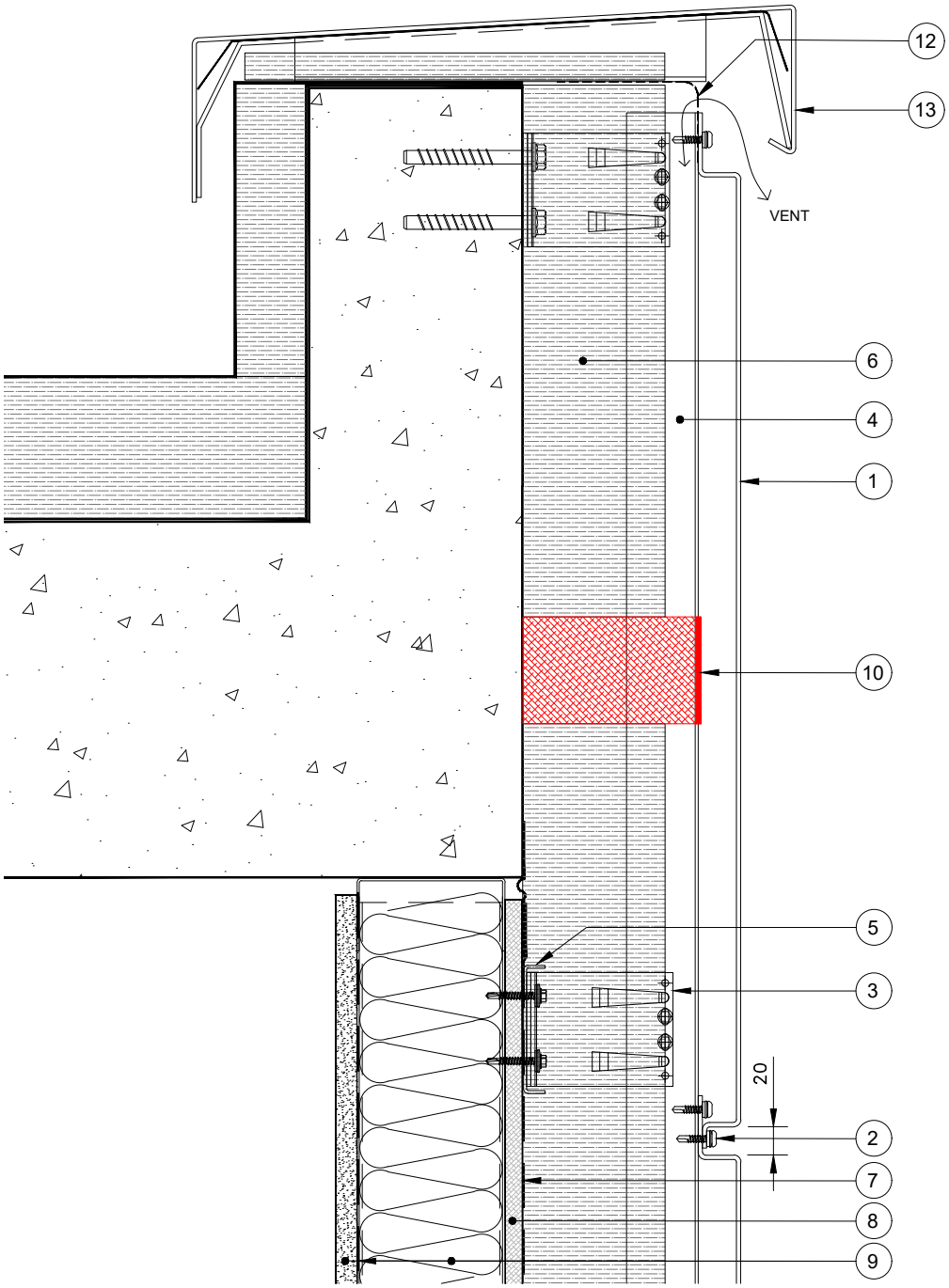

FIRE CAVITY BARRIERS SUBJECT TO BUILDING REGULATIONS, NHBC REQUIREMENTS, PROJECT SPECIFIC COMPARTMENTATION, FIRE RATING AND PROJECT FIRE ENGINEER APPROVAL

DRAWING SHOWS VF1 BRACKETS DETAILED ON LAYOUT VCR-02, OTHER OPTIONS AVAILABLE ON LAYOUTS VCR-03, 04 & 05

VF1 BRACKET SETTING OUT SUBJECT TO PROJECT SPECIFIC LOADING DESIGN CALCULATIONS

1. 2 or 3mm thk Vitradual panel
2. Vitrafix fixing (coloured to match panel)
3. Vitrafix VF1 aluminium helping hand bracket with separate thermal isolation pad (bracket size is project dependant)
4. VF1 vertical L or T rail
5. VF2 Channel or top hat if required
6. Insulation (project dependant)
7. Breather membrane (project dependant)
8. Sheathing board (project dependant)
9. Substrate, additional insulation, vapour barrier and internal finishes (project dependant)
10. Fire cavity barrier (project dependant)
11. Drip cill (project dependant)
12. Insect mesh
13. Aluminium coping
14. Waterproofing membrane
15. Optional window check flashing
16. Aluminium support angle
17. Window head (perforated)
18. Window Jamb

Note: All fixings, insulation, flashings, copings and membranes shown are for guidance only and need to be determined for each individual project

VALCAN
PART OF THE FAIRVIEW GROUP
Dunball House, Unit N Woodlands Court Business Park Bridgwater, Somerset, TA6 4FJ
tel: 0844 800 7131
email: enquiries@valcan.co.uk

SYSTEM/PRODUCT
VITRADUAL CASSETTE recess joints

DRG TITLE
PARAPET DETAIL

THESE DETAILS ARE LIMITED TO THE GENERALISED DESIGN SPECIFICATION FOR THE PRODUCTS SHOWN AND ARE INTENDED FOR USE BY A TECHNICALLY SKILLED PERSON ONLY - ANY USE OF THE SAME IS AT THEIR OWN DISCRETION AND RISK.

DRAWING NUMBER:	REVISION:
VCR-10	P1

SCALE @ A4:	DRAWN BY:	DRAWING DATE:
1:5	RY	JUN 2026

Drawing File: VITRADUAL CASSETTE RECESS JOINT DRGS.dwg

DRAWING SHOWS VF1 BRACKETS DETAILED ON LAYOUT VCR-02, OTHER OPTIONS AVAILABLE ON LAYOUTS VCR-03, 04 & 05

FIRE CAVITY BARRIERS SUBJECT TO BUILDING REGULATIONS, NHBC REQUIREMENTS, PROJECT SPECIFIC COMPARTMENTATION, FIRE RATING AND PROJECT FIRE ENGINEER APPROVAL

VF1 BRACKET SETTING OUT SUBJECT TO PROJECT SPECIFIC LOADING DESIGN CALCULATIONS

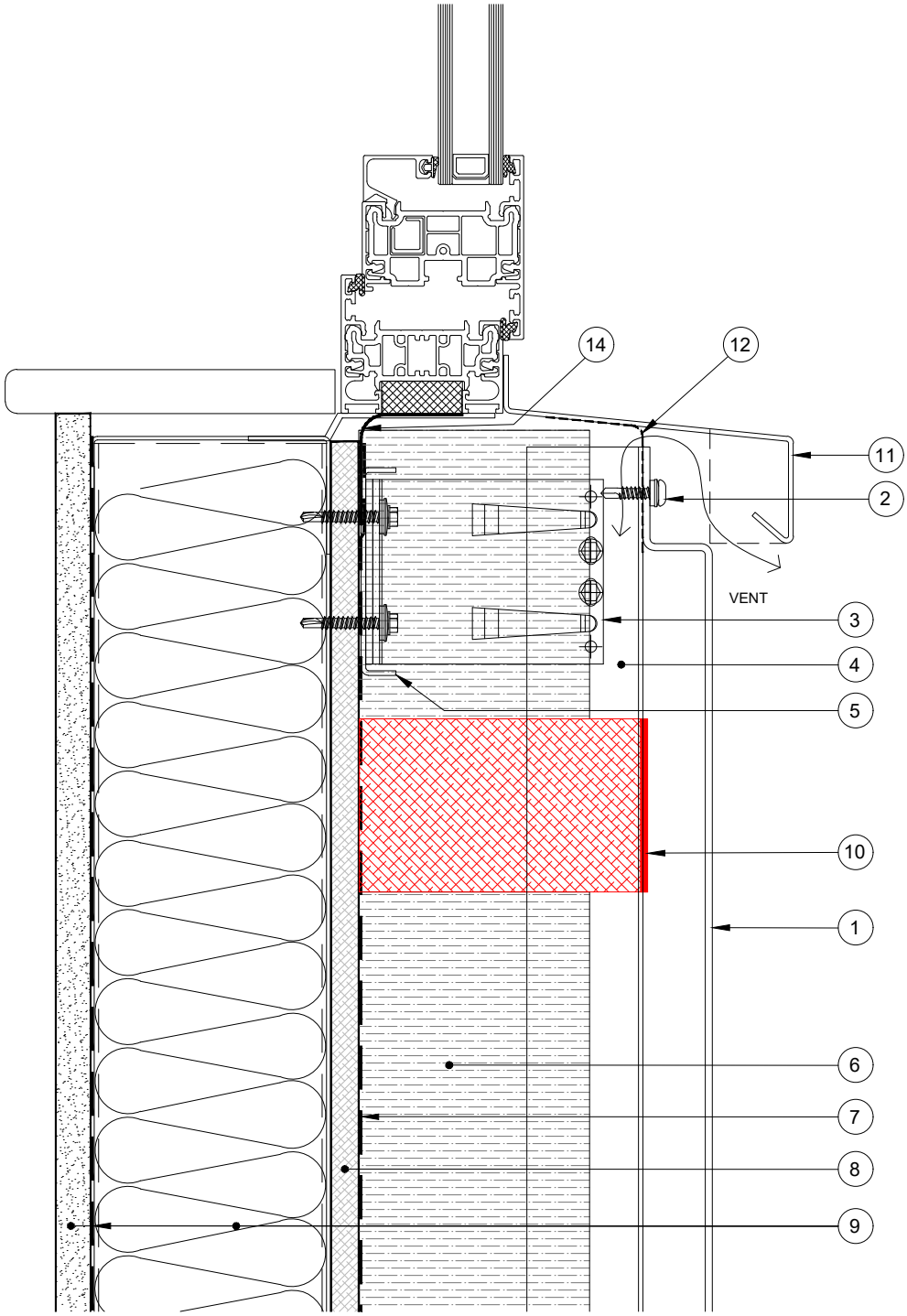

1. 2 or 3mm thk Vitradual panel
2. Vitrafix fixing (coloured to match panel)
3. Vitrafix VF1 aluminium helping hand bracket with separate thermal isolation pad (bracket size is project dependant)
4. VF1 vertical L or T rail
5. VF2 Channel or top hat if required
6. Insulation (project dependant)
7. Breather membrane (project dependant)
8. Sheathing board (project dependant)
9. Substrate, additional insulation, vapour barrier and internal finishes (project dependant)
10. Fire cavity barrier (project dependant)
11. Drip cill (project dependant)
12. Insect mesh
13. Aluminium coping
14. Waterproofing membrane
15. Optional window check flashing
16. Aluminium support angle
17. Window head (perforated)
18. Window Jamb

Note: All fixings, insulation, flashings, copings and membranes shown are for guidance only and need to be determined for each individual project

VALCAN
PART OF THE FAIRVIEW GROUP
Dunball House, Unit N Woodlands Court Business Park Bridgwater, Somerset, TA6 4FJ
tel: 0844 800 7131
email: enquiries@valcan.co.uk

SYSTEM/PRODUCT
VITRADUAL CASSETTE recess joints

DRG TITLE
WINDOW CILL DETAIL

THESE DETAILS ARE LIMITED TO THE GENERALISED DESIGN SPECIFICATION FOR THE PRODUCTS SHOWN AND ARE INTENDED FOR USE BY A TECHNICALLY SKILLED PERSON ONLY - ANY USE OF THE SAME IS AT THEIR OWN DISCRETION AND RISK.

DRAWING NUMBER:	REVISION:
VCR-11	P1

SCALE @ A4:	DRAWN BY:	DRAWING DATE:
1:3	RY	JUN 2026

Drawing File: VITRADUAL CASSETTE RECESS JOINT DRGS.dwg

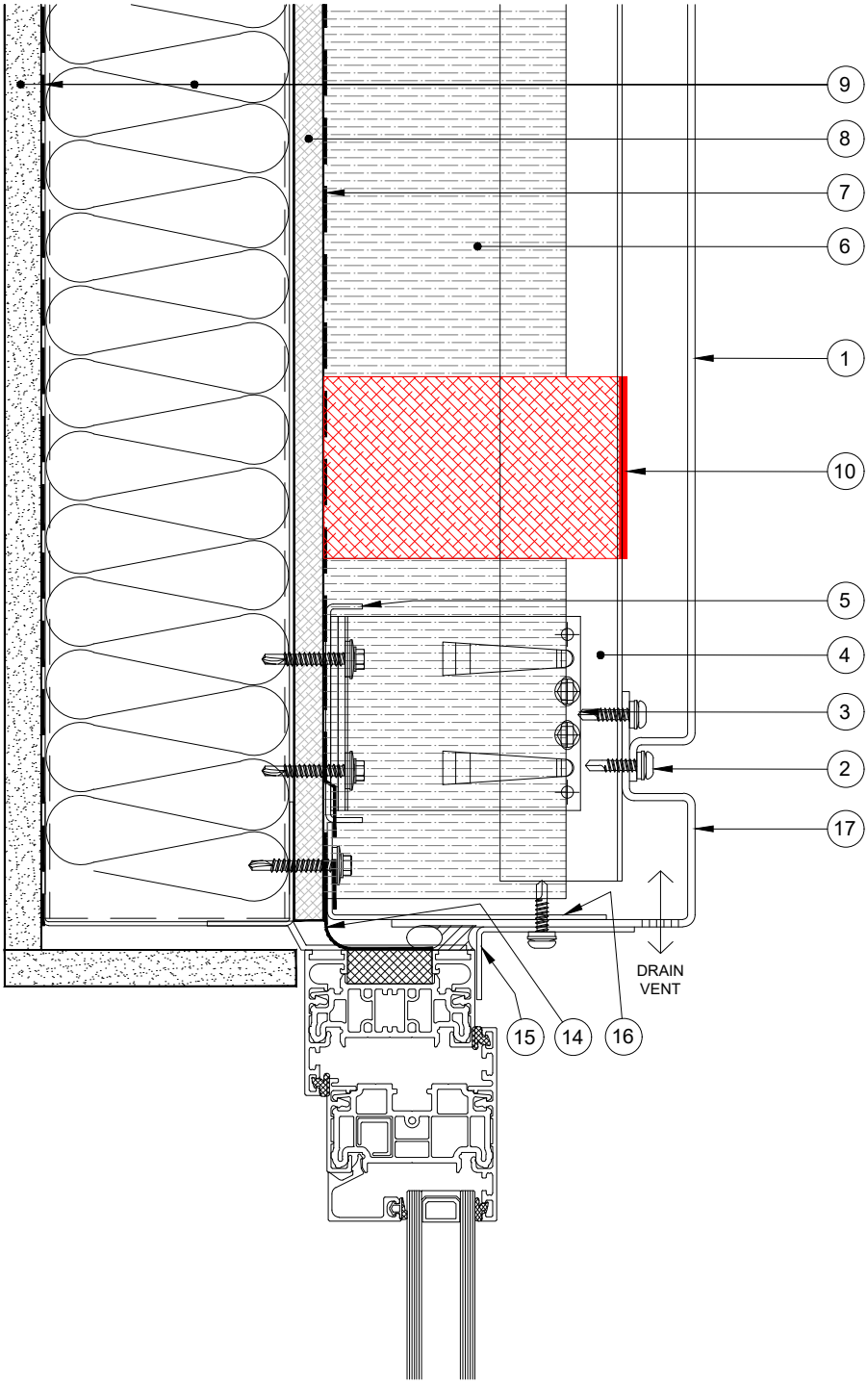

DRAWING SHOWS VF1 BRACKETS DETAILED ON LAYOUT VCR-02, OTHER OPTIONS AVAILABLE ON LAYOUTS VCR-03, 04 & 05

VF1 BRACKET SETTING OUT SUBJECT TO PROJECT SPECIFIC LOADING DESIGN CALCULATIONS

FIRE CAVITY BARRIERS SUBJECT TO BUILDING REGULATIONS, NHBC REQUIREMENTS, PROJECT SPECIFIC COMPARTMENTATION, FIRE RATING AND PROJECT FIRE ENGINEER APPROVAL

1. 2 or 3mm thk Vitradual panel
2. Vitrafix fixing (coloured to match panel)
3. Vitrafix VF1 aluminium helping hand bracket with separate thermal isolation pad (bracket size is project dependant)
4. VF1 vertical L or T rail
5. VF2 Channel or top hat if required
6. Insulation (project dependant)
7. Breather membrane (project dependant)
8. Sheathing board (project dependant)
9. Substrate, additional insulation, vapour barrier and internal finishes (project dependant)
10. Fire cavity barrier (project dependant)
11. Drip cill (project dependant)
12. Insect mesh
13. Aluminium coping
14. Waterproofing membrane
15. Optional window check flashing
16. Aluminium support angle
17. Window head (perforated)
18. Window Jamb

Note: All fixings, insulation, flashings, copings and membranes shown are for guidance only and need to be determined for each individual project

VALCAN
PART OF THE FAIRVIEW GROUP
Dunball House, Unit N Woodlands Court Business Park Bridgwater, Somerset, TA6 4FJ
tel: 0844 800 7131
email: enquiries@valcan.co.uk

SYSTEM/PRODUCT
VITRADUAL CASSETTE recess joints

DRG TITLE
WINDOW HEAD DETAIL

THESE DETAILS ARE LIMITED TO THE GENERALISED DESIGN SPECIFICATION FOR THE PRODUCTS SHOWN AND ARE INTENDED FOR USE BY A TECHNICALLY SKILLED PERSON ONLY - ANY USE OF THE SAME IS AT THEIR OWN DISCRETION AND RISK.

DRAWING NUMBER:	REVISION:
VCR-12	P1

SCALE @ A4:	DRAWN BY:	DRAWING DATE:
1:3	RY	JUN 2026

Drawing File: VITRADUAL CASSETTE RECESS JOINT DRGS.dwg

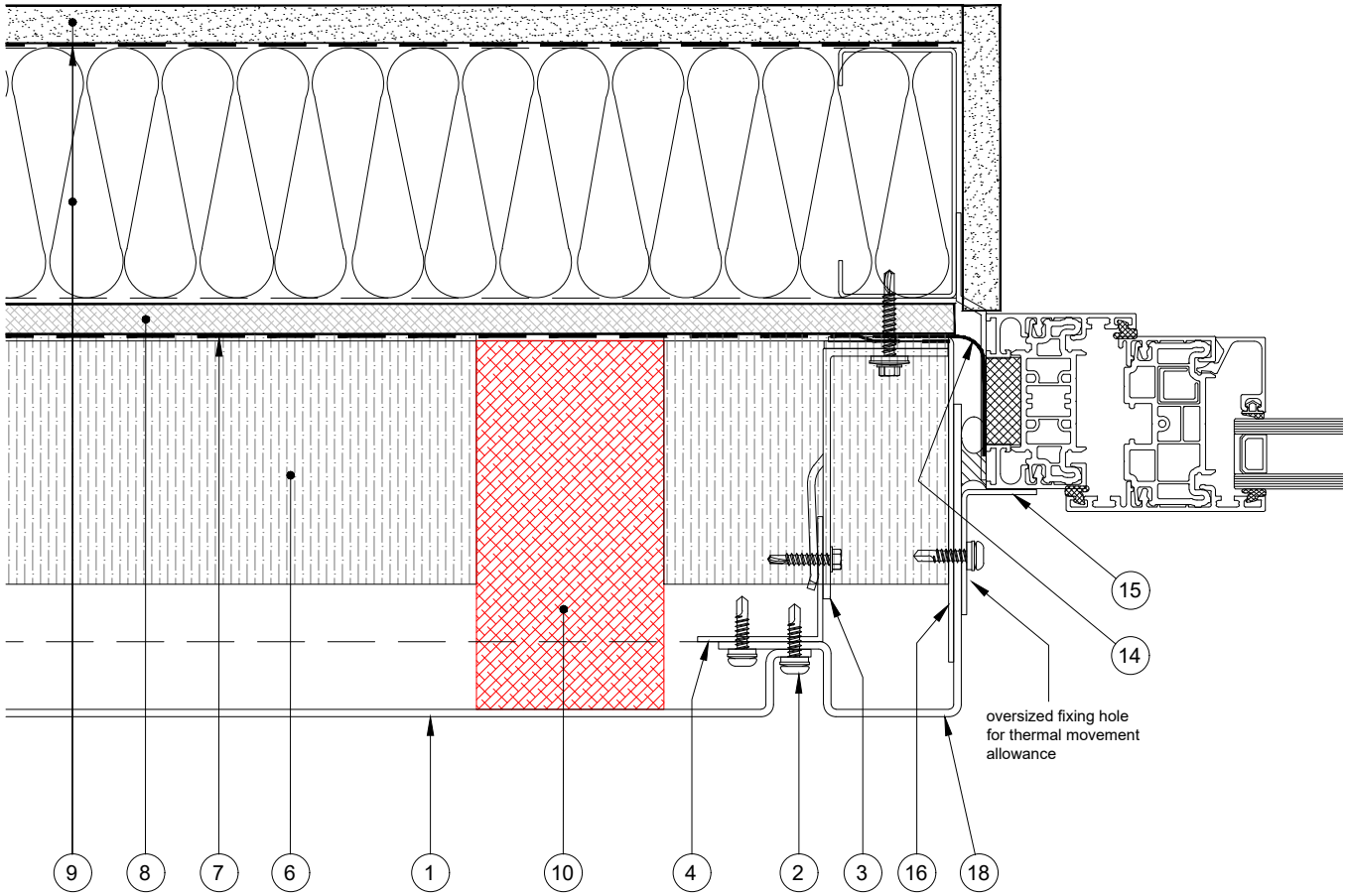

VF1 BRACKET SETTING OUT SUBJECT TO PROJECT SPECIFIC LOADING DESIGN CALCULATIONS

FIRE CAVITY BARRIERS SUBJECT TO BUILDING REGULATIONS, NHBC REQUIREMENTS, PROJECT SPECIFIC COMPARTMENTATION, FIRE RATING AND PROJECT FIRE ENGINEER APPROVAL

DRAWING SHOWS VF1 BRACKETS DETAILED ON LAYOUT VCR-02, OTHER OPTIONS AVAILABLE ON LAYOUTS VCR-03, 04 & 05

1. 2 or 3mm thk Vitradual panel
2. Vitrafix fixing (coloured to match panel)
3. Vitrafix VF1 aluminium helping hand bracket with separate thermal isolation pad (bracket size is project dependant)
4. VF1 vertical L or T rail
5. VF2 Channel or top hat if required
6. Insulation (project dependant)
7. Breather membrane (project dependant)
8. Sheathing board (project dependant)
9. Substrate, additional insulation, vapour barrier and internal finishes (project dependant)
10. Fire cavity barrier (project dependant)
11. Drip cill (project dependant)
12. Insect mesh
13. Aluminium coping
14. Waterproofing membrane
15. Optional window check flashing
16. Aluminium support angle
17. Window head (perforated)
18. Window Jamb

Note: All fixings, insulation, flashings, copings and membranes shown are for guidance only and need to be determined for each individual project

VALCAN
PART OF THE FAIRVIEW GROUP
Dunball House, Unit N Woodlands
Court Business Park Bridgwater,
Somerset, TA6 4FJ
tel: 0844 800 7131
email: enquiries@valcan.co.uk

SYSTEM/PRODUCT
VITRADUAL CASSETTE recess joints

DRG TITLE
WINDOW JAMB DETAIL

THESE DETAILS ARE LIMITED TO THE GENERALISED DESIGN SPECIFICATION FOR THE PRODUCTS SHOWN AND ARE INTENDED FOR USE BY A TECHNICALLY SKILLED PERSON ONLY - ANY USE OF THE SAME IS AT THEIR OWN DISCRETION AND RISK.

DRAWING NUMBER:	REVISION:
VCR-13	P1

SCALE @ A4:	DRAWN BY:	DRAWING DATE:
1:3	RY	JUN 2026

Drawing File: VITRADUAL CASSETTE RECESS JOINT DRGS.dwg

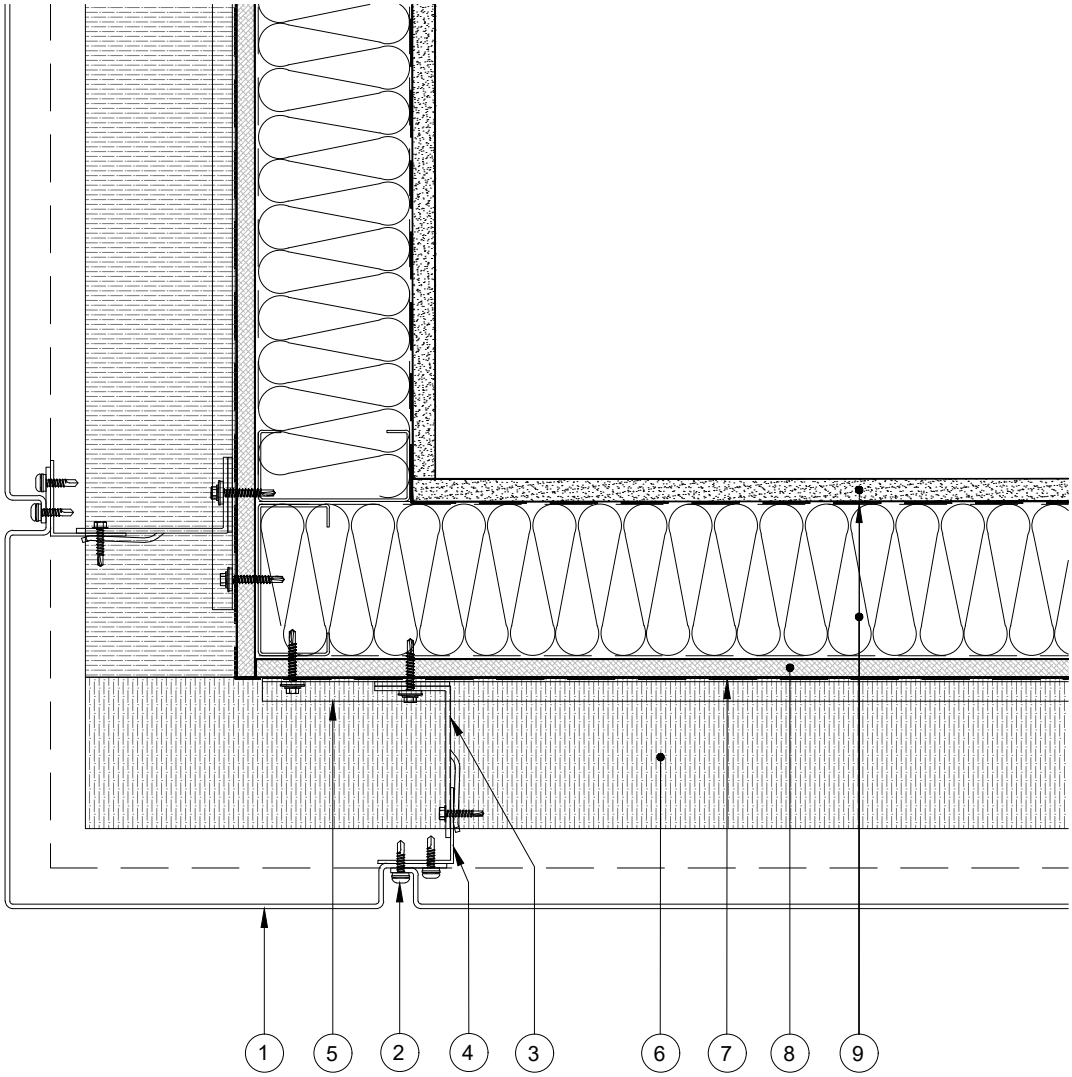

VF1 BRACKET SETTING OUT SUBJECT TO PROJECT SPECIFIC LOADING DESIGN CALCULATIONS

DRAWING SHOWS VF1 BRACKETS DETAILED ON LAYOUT VCR-02, OTHER OPTIONS AVAILABLE ON LAYOUTS VCR-03, 04 & 05

FIRE CAVITY BARRIERS SUBJECT TO BUILDING REGULATIONS, NHBC REQUIREMENTS, PROJECT SPECIFIC COMPARTMENTATION, FIRE RATING AND PROJECT FIRE ENGINEER APPROVAL

1. 2 or 3mm thk Vitradual panel
2. Vitrafix fixing (coloured to match panel)
3. Vitrafix VF1 aluminium helping hand bracket with separate thermal isolation pad (bracket size is project dependant)
4. VF1 vertical L or T rail
5. VF2 Channel or top hat if required
6. Insulation (project dependant)
7. Breather membrane (project dependant)
8. Sheathing board (project dependant)
9. Substrate, additional insulation, vapour barrier and internal finishes (project dependant)
10. Fire cavity barrier (project dependant)
11. Drip cill (project dependant)
12. Insect mesh
13. Aluminium coping
14. Waterproofing membrane
15. Optional window check flashing
16. Aluminium support angle
17. Window head (perforated)
18. Window Jamb

Note: All fixings, insulation, flashings, copings and membranes shown are for guidance only and need to be determined for each individual project

VALCAN
PART OF THE FAIRVIEW GROUP
Dunball House, Unit N Woodlands Court Business Park Bridgwater, Somerset, TA6 4FJ
tel: 0844 800 7131
email: enquiries@valcan.co.uk

SYSTEM/PRODUCT
VITRADUAL CASSETTE recess joints

DRG TITLE
EXTERNAL CORNER DETAIL

THESE DETAILS ARE LIMITED TO THE GENERALISED DESIGN SPECIFICATION FOR THE PRODUCTS SHOWN AND ARE INTENDED FOR USE BY A TECHNICALLY SKILLED PERSON ONLY - ANY USE OF THE SAME IS AT THEIR OWN DISCRETION AND RISK.

DRAWING NUMBER:	REVISION:
VCR-14	P1

SCALE @ A4:	DRAWN BY:	DRAWING DATE:
1:5	RY	JUN 2026

Drawing File: VITRADUAL CASSETTE RECESS JOINT DRGS.dwg

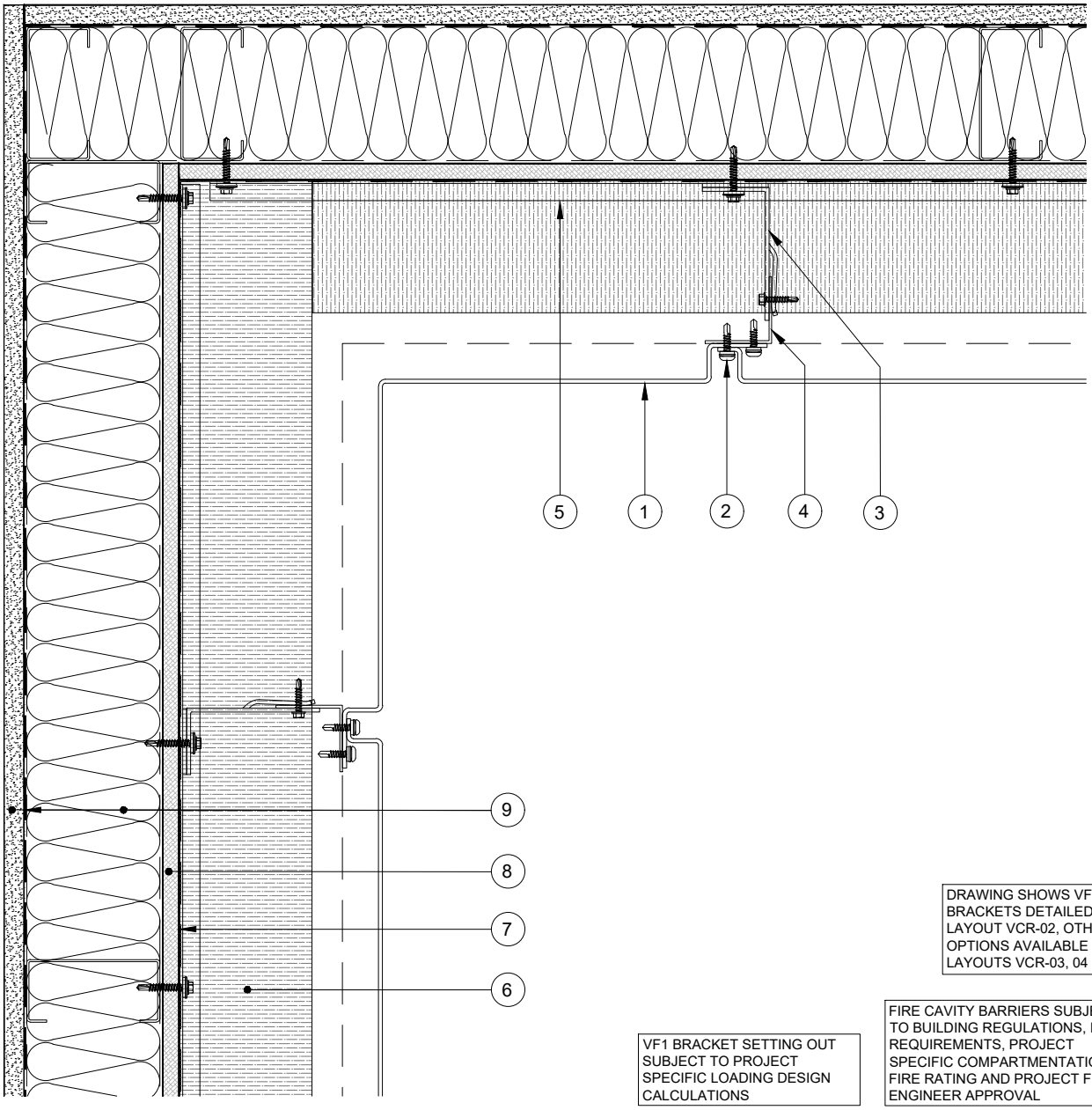

DRAWING SHOWS VF1 BRACKETS DETAILED ON LAYOUT VCR-02, OTHER OPTIONS AVAILABLE ON LAYOUTS VCR-03, 04 & 05

FIRE CAVITY BARRIERS SUBJECT TO BUILDING REGULATIONS, NHBC REQUIREMENTS, PROJECT SPECIFIC COMPARTMENTATION, FIRE RATING AND PROJECT FIRE ENGINEER APPROVAL

VF1 BRACKET SETTING OUT SUBJECT TO PROJECT SPECIFIC LOADING DESIGN CALCULATIONS

1. 2 or 3mm thk Vitradual panel
2. Vitrafix fixing (coloured to match panel)
3. Vitrafix VF1 aluminium helping hand bracket with separate thermal isolation pad (bracket size is project dependant)
4. VF1 vertical L or T rail
5. VF2 Channel or top hat if required
6. Insulation (project dependant)
7. Breather membrane (project dependant)
8. Sheathing board (project dependant)
9. Substrate, additional insulation, vapour barrier and internal finishes (project dependant)
10. Fire cavity barrier (project dependant)
11. Drip cill (project dependant)
12. Insect mesh
13. Aluminium coping
14. Waterproofing membrane
15. Optional window check flashing
16. Aluminium support angle
17. Window head (perforated)
18. Window Jamb

Note: All fixings, insulation, flashings, copings and membranes shown are for guidance only and need to be determined for each individual project

VALCAN
PART OF THE FAIRVIEW GROUP
Dunball House, Unit N Woodlands Court Business Park Bridgwater, Somerset, TA6 4FJ
tel: 0844 800 7131
email: enquiries@valcan.co.uk

SYSTEM/PRODUCT
VITRADUAL CASSETTE recess joints

DRG TITLE
INTERNAL CORNER DETAIL

THESE DETAILS ARE LIMITED TO THE GENERALISED DESIGN SPECIFICATION FOR THE PRODUCTS SHOWN AND ARE INTENDED FOR USE BY A TECHNICALLY SKILLED PERSON ONLY - ANY USE OF THE SAME IS AT THEIR OWN DISCRETION AND RISK.

DRAWING NUMBER:	REVISION:
VCR-15	P1

SCALE @ A4:	DRAWN BY:	DRAWING DATE:
1:5	RY	JUN 2026

Drawing File: VITRADUAL CASSETTE RECESS JOINT DRGS.dwg

HOW WE SUPPORT YOU

TECHNICAL SUPPORT BEYOND PRACTICAL COMPLETION

We work alongside architects, contractors and installers from early specification through to installation - and stay with the building afterwards, supporting handover records, maintenance queries and remedial work for the life of the façade.

01

CPD Standards Office accredited seminars

Delivered in your office or online, covering rainscreen fire performance, A1/A2 classification and system selection.

02

Toolbox talks

On-site briefings for install teams covering handling, setting out, fixing and joint tolerances.

03

Design support

Façade layouts, panel setting-out and interface resolution worked through with our in-house technical team.

04

Technical & architectural CAD drawings

Now offered as part of the project: typical and project-specific technical and architectural CAD drawings, issued in DWG and PDF and tailored to your build-up.

05

Specification documents

NBS-ready clauses, datasheets and test evidence to support specification and building control submission.

06

Samples and mock-ups

Finish samples and support in developing visual and performance mock-ups ahead of installation.

07

Fire classification reports

Full BS EN 13501-1 classification reports and BS 8414 / BR 135 test evidence for the systems you specify.

08

Certificates

BBA, CCPI, EPD and warranty documentation issued on request for project records and building control.

Product information verified by the Code for Construction Product Information (CCPI).

VALCAN
The Defining Standard

Dunball House, Unit N
Woodlands Court Business Park
Bridgwater, Somerset, TA6 4FJ

GET IN TOUCH
tel: 01278 428 245
enquiries@valcan.co.uk
valcan.co.uk